



SW Series II

There Are Some Things You Can Always Depend On...



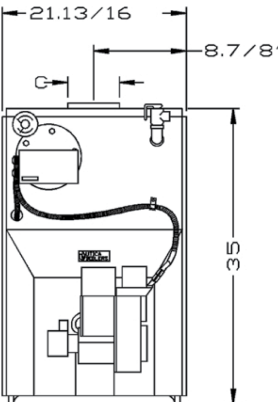
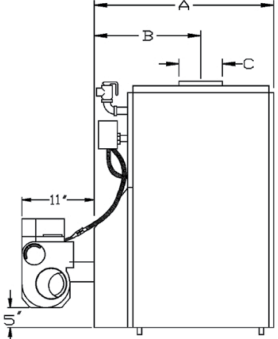




SW Series II

85% AFUE Oil Fired Hot Water Boiler

- Side Wall Vent Oil Boiler with or without Tankless Water Heater, available in 3 sizes from 91 MBH to 175 MBH.
- Dependable Cast Iron Heat Exchanger with Cast Iron Push Nipples. The Sections and Push Nipples expand at the same rate when heated. By using similar materials instead of less expensive gaskets the boiler maintains a water tight seal over time.
- Honeywell High Limit and Circulator Relay Control.
 - Digital temperature display and diagnostics.
 - Less Coil: Control monitors water temperature and delays the burner starting until any residual heat has been transferred. Thermal purge logic measures rate of temperature change inside the boiler and delays burner firing accordingly. This maximizes efficiency by turning on the burner only when needed.
 - With Coil: The Boiler utilizes a Honeywell non-thermal purge High Limit, Low Limit and Circulator Relay control.
- Direct Exhaust Vent Pipe Kits and Termination Kits (Sold Separately).
- Optional Tankless Heater Coil.
- Textured paint Jacket.
- Limited Lifetime Warranty (Residential Applications).
- Made in the U.S.A.



Utica SW Series II Residential Oil Fired Water Boiler

Dimensional Diagram	Model ⁽¹⁾	AHRI Oil Burner Input ⁽¹⁾		Heating Capacity MBH ⁽⁴⁾	Net AHRI Ratings ^{(2) (4)}	AFUE %
		G.P.H.	MBH ⁽⁴⁾		Water MBH	
 <p>Front View</p>	SW3065*	0.65	91	78	68	85.0%
	SW4100*	1.00	140	120	104	85.0%
	SW5125*	1.25	175	150	130	85.0%
	<p>*Indicates an ENERGYSTAR rated product.</p> <p>(1) AHRI burner capacity is based on an oil heating value of 140,000 Btu/gal and with 13% CO₂.</p> <p>(2) Net AHRI Water Ratings shown are based on a piping and pickup allowance of 1.15.</p> <p>(3) Consult manufacturer before selecting boiler for installations having unusual piping and pickup requirements, such as intermittent system operation, extensive piping.</p> <p>(4) For forced hot water heating systems where boiler and all piping are within the area to be heated, select boiler on basis of its Heating Capacity.</p>					
 <p>Side View</p>	<p>General Information (See Installation, Operation and Maintenance Manual for complete instructions)</p>					
	<p>Clearances</p> <p>(5) Required distances measured from boiler.</p> <p>(6) Service, proper operation clearance recommendation.</p> <p>* For alcove installation.</p>		<p>Combustible Materials (Required) ⁽⁵⁾</p>		<p>Servicing (Recommended) ⁽⁶⁾</p>	
			Top	0" (0mm)	24" (610 mm)	
			Right Side	0" (0mm)	6" (152 mm)	
			Left Side	0" (0mm)	10" (254 mm)	
			Front	24" (610 mm)*	24" (610 mm)	
			Back	6" (152 mm)	6" (152 mm)	
			Flue Connector	2" (50.8 mm)	9" (228.6 mm)	
	<p>Connections (All Models) Supply Tapping - 2", Return Tapping 1-1/2" NPT, Oil Line 3/8" O.D. copper tubing for runs of 50 feet or less, and 1/2" O.D. for longer runs.</p>					
	<p>Electrical 120 Volts AC, 60 hertz, 1 phase, Less than 12 amps (15 amp circuit recommended).</p>					
	<p>Tankless Heater Capacities</p>	Model	Input Rate G.P.H.	Tankless Heater Number	Tankless Heater Capacity Intermittent Draw G.P.M.	Boiler Water Content (Gallons)
		SW3065	0.65	P3	Available on Request	10.5
		SW4100	1.00	T3	3-1/4	13.5
		SW5125	1.25	T4	3-1/4	16.5
	<p>Dimensions/Weights</p>	No. of Sec.	A (Depth of Flush Jacket)	B (Front of Jacket to Center Line of Flue Outlet)	C (Flue Outlet Diameter)	Weight
		3	17-7/8"	11-1/4"	4"	561 lbs.
		4	21-1/2"	12-5/8"	4"	690 lbs.
		5	25-1/8"	14-1/4"	4"	819 lbs.
	<p>Standard Equipment</p> <p>Boiler Controls: Primary Control, High Limit and Circulator Control.</p> <p>Heat Exchanger: Cast Iron Heat Exchanger with Cast Iron Push Nipples. Swing out Burner Door.</p> <p>Combustion: Oil Burner, Target Wall/Liner.</p> <p>Electrical: Wiring Harness, Burner Electrical Disconnect.</p> <p>Other: Crated Boiler, Flush Jacket, Circulator- 1 1/4", Supply Tapping-2", Return Tapping-1 1/4", Temperature Pressure Gauge, Safety Relief Valve, Drain Valve.</p> <p>For Tankless Heater Units add Tankless Hot Water Coil and Combination High Limit/Low Limit and Circulator Control.</p>					
	<p>Options Taco, Grundfos or Less Pump; Tankless Coil; Side Wall Direct Exhaust (Side Wall Vent Kit sold separately).</p>					
	<p>Certifications</p> <div style="display: flex; justify-content: space-around; align-items: center;">     </div> <p>Tested for 75 psi ASME Working Pressure</p>					

All ratings and specifications subject to change.

PN 240009799 Rev. 9/13

Contractor
Assistance: 800.325.5479



P.O. Box 4729
Utica, New York 13504
tel: 315.797.1310 • fax: 315.797.3762
www.utica boilers.com

