



UB90-100 II

There Are Some Things You Can Always Depend On...



UB90-100 II

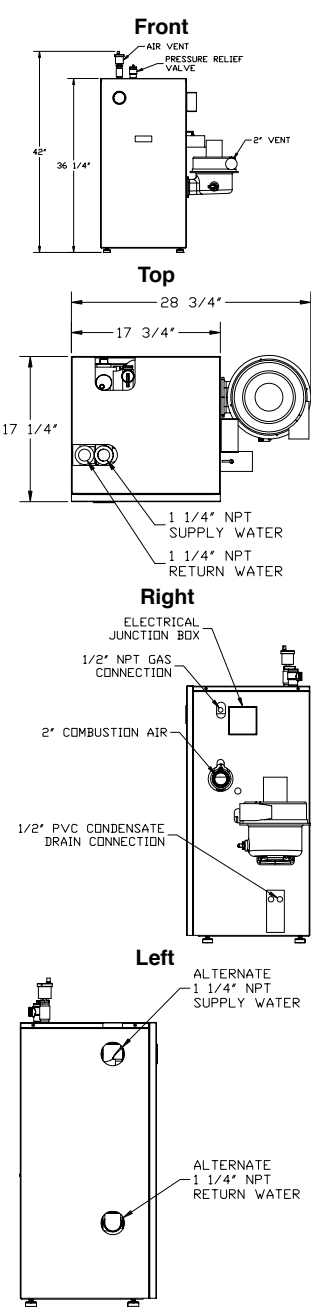
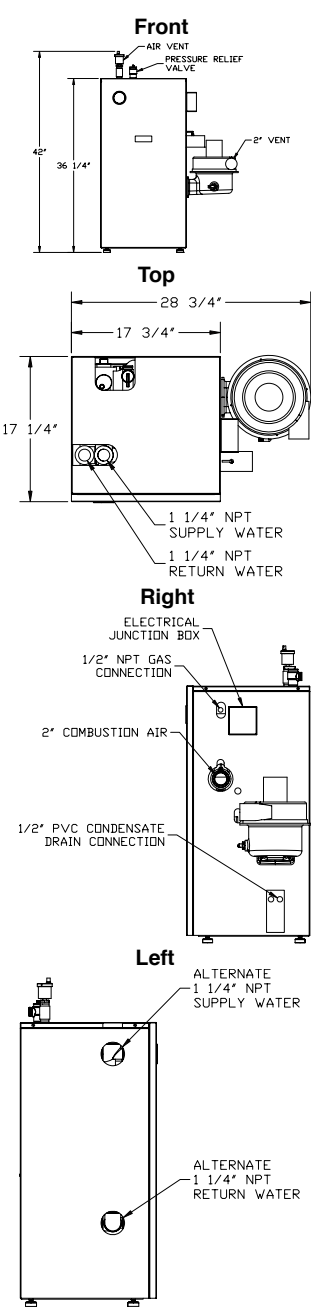






90% AFUE Gas Fired Condensing Hot Water Boiler

- High Efficiency Cast Aluminum Heat Exchanger with low pressure drop.
- Honeywell 2012 Compliant High Limit/Direct Spark Ignition (DSI) Control.
 - Recessed under the boiler's protective jacket.
 - Digital temperature display with easy setpoint adjustments and diagnostics.
 - Direct Spark Ignition for reliability.
 - Plug in connection for the Inducer Fan.

Control monitors the water temperature and delays the burner starting until residual heat has been transferred. This maximizes efficiency by turning on the burner only when needed.
- Small compact design is ideal for low clearance/limited space installations.
- Stainless Steel Premix Burner for corrosion resistance.
- Induced Draft Blower with adjustable exhaust (front, right side or rear) and compact condensate collection fitting.
- Easy to Install & Service.
 - Junction Box provided.
 - Removable control panel for quick access.
 - Low profile condensate trap reduces internal plumbing of condensate drain lines.
- Limited 15 Year Warranty.
- Made in the USA.



Utica UB90-100 II Natural or Propane Gas-Fired Condensing Hot Water Boiler

Dimensions/Weights	Model	Boiler Input Rate (MBH) ⁽¹⁾	Heating Capacity (MBH) ⁽¹⁾⁽²⁾	Net AHRI Rating, Water (MBH) ⁽¹⁾⁽³⁾	AFUE % ⁽²⁾
	UB90-050	50	45	39	90.0%
	UB90-075	75	68	59	90.0%
	UB90-100*	100	90	78	90.0%
	(1) 1000 Btu/hr (British Thermal Units Per Hour)				
(2) Heating Capacity and AFUE (Annual Fuel Utilization Efficiency) are based on DOE (Department of Energy) test procedures.					
(3) Net AHRI Ratings based on piping and pickup allowance of 1.15. Contact Technical Support before selecting boiler for installations having unusual piping and pickup requirements, such as intermittent system operation, extensive piping systems, etc.					
* This model is currently natural gas only and cannot be field converted to LP. LP unit coming soon.					
General Information (See Installation, Operation and Maintenance Manual for complete instructions)					
	Clearances (4) Required distances measured from boiler. (5) Service, proper operation clearance recommendation.	Top Left Side Right Side Base Front Back Combustion Air/Vent Piping	Combustible Materials (Required) ⁽⁴⁾		Service ⁽⁵⁾
			1" (2.54 cm)		8" (20.3 cm)
			1" (2.54 cm)		24" (61.0 cm)
			8" (20.3 cm)		-
			1" (2.54 cm)		-
			1" (2.54 cm)		24" (61.0 cm)
			1" (2.54 cm)		-
			0" (0 cm)		-
Combustion Air & Vent Pipe Equivalent Length (Schedule 40 PVC)	Min. Length	2" Pipe 050/075	2" Pipe 100	3" Pipe 050/075	3" Pipe 100
		2 Ft. (0.61 m)	2 Ft. (0.61 m)	20 Ft. (6.09 m)	15 Ft. (4.57 m)
	Max. Length	26 Ft. (7.92 m)	21 Ft. (6.40 m)	112 Ft. (34.14 m)	92 Ft. (28.04 m)
		Notes: For elbows, reduce maximum vent length as shown: • 2" 90° elbow – 1 ½ ft. per elbow. • 3" 90° elbow – 3 ft. per elbow.			
Connections	Return/Supply Water	Gas In	Condensate Drain		
050/075/100	1-1/4" NPT	1/2" NPT	1/2" NPT		
Electrical	120 Volts AC, 60 hertz, 1 phase, Less than 12 amps (15 amp circuit recommended)				
Water Content	050/075/100 - 2.6 Gallons				
Standard Equipment	Boiler Control Module: Honeywell Integrated Boiler Control, Electronic Hi-Limit Aquastat, Boiler Temperature Reset, Removable Control Panel, LED Display with easy to read and adjust setpoints, parameters and diagnostic codes. Heat Exchanger: Cast Aluminum Heat Exchanger Combustion: Stainless Steel Premix Burner, Direct Spark Ignition, Induced Draft Blower with adjustable exhaust (front, right side or rear), 5' schedule 80 2" CPVC and CPVC Tee. Electrical: Junction Box, Transformer. Other: Temperature/Pressure Gauge, 30 PSI Safety Relief Valve, Low Profile Condensate Trap, Air Vent, textured painted steel jacket.				
Options	Taco or Grundfos Circulator				
Certifications	     				
Model	Ship Wgt.				
UB90-050	220 lbs. (100 kg)				
UB90-075	220 lbs. (100 kg)				
UB90-100	220 lbs. (100 kg)				

All ratings and specifications subject to change.

PN 240005079 Rev. 10/12

Contractor Assistance: 800.325.5479



P.O. Box 4729
Utica, New York 13504
tel: 315.797.1310 • fax: 315.797.3762
www.uticaboilers.com

