


Cast Iron Oil-Fired Water Boilers

Quality Engineered for Efficiency and Dependability

Starfire III & SW Series



Starfire III & SW Series

Oil-Fired, Hot Water Boilers

Optimal Efficiency & Operation for Oil Heated Homes

The Starfire III natural draft chimney vent & SW side wall vent oil-fired water boilers deliver high efficiency, reliability and ease of maintenance for homes requiring hot water heat fueled by oil. A smart design combined with quality components result in lower operating costs making the Starfire III & SW Series an ideal replacement or new construction choice.

High Efficiency Ratings (86%)

With efficiencies up to 86% AFUE, the Starfire III & SW Series provides increased energy savings resulting in lower fuel bills. The boiler's wet-base design helps overall efficiency by enclosing the combustion chamber with water on five sides therefore maximizing heat transfer. With the potential cost savings this represents, the Starfire III & SW Series will pay for itself in a few short years.

Cast-Iron Sections and Push Nipples

The Starfire III & SW Series utilizes cast-iron construction because of its durability and efficient heat transfer capabilities. Cast iron sections and push nipples are utilized to construct the heat exchanger. Using only the highest quality cast-iron and heat transfer designs, the Starfire III & SW Series will provide many years of efficient and trouble-free operation.



Easy Access & Maintenance


A sturdy cast-iron swing door allows for quick and easy inspection of the oil burner and combustion area while extra large flue ways allow for easy cleaning and set-ups. These flue way openings are easily



accessed through an integrated two-part flue collector. In addition, a recessed target wall increases the chamber size and is protected from accidental flue brush damage during normal maintenance. All components are easy to reach, greatly reducing the time spent on regular maintenance and service calls.

High-Performance Burner Versatility


The Starfire III is designed to accommodate various oil burners. Choose manufacturer approved burners from Beckett, Carlin or Riello. The SW Series is available with the Beckett AFII burner.



Tankless Water Heater Option

An optional tankless hot water coil is offered with the Starfire III & SW Series. It features off-set tapings to speed installation and service. Used with a flow control and tempering valve, this tankless heater is an ideal method of providing domestic hot water for most installations.






Factory Pre-Wired & Tested

Each Starfire III & SW Series Boiler is shipped with controls pre-wired and is subjected to a series of rigorous quality assurance tests to provide quick and easy setup in the field.

STARFIRE III & SW SERIES BOILER DETAILS

- 1 Cast-Iron Heat Exchanger
- 2 Quality Burner Options: Beckett (standard), Carlin or Riello.
Features: solenoid oil valve, interrupted duty ignition, PSC motor & primary control.
- 3 Aquastat Control
- 4 Cast-Iron Swing Door
- 5 Optional Tankless Water Heater With Raised Flange
- 6 Deluxe Insulated Cabinet



Starfire III & SW Series Key Features

- Efficiencies up to 86% AFUE
- Cast-iron heat exchanger and swing door
- Recessed target wall
- Large flueway opening
- Special burner mounting plate increases combustion chamber
- Cast-iron sections and water-tight push nipples
- Tankless heater optional
- Wide range of sizes to fit residential and light commercial applications
- Electronic Low Water Cut Off now available to meet the latest codes requirements

SW Series Additional Key Features

- Flexible side wall venting
- 10 feet of double wall insulated stainless steel flexible vent pipe included
- Air tight silicone seal between sections in addition to braided fiberglass rope seal
- 4-inch diameter flue outlet
- Concentric fresh air vent termination included



Flexible Vent Pipe



Concentric Fresh Air Vent



Direct Vent Application

SFH-W • WT & SW-W • WT

RATINGS AND DATA

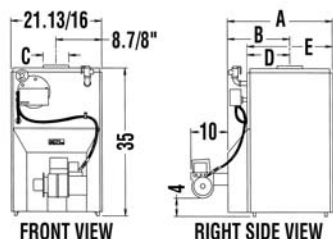
BOILER MODEL NO. ¹	I = B = R OIL BURNER INPUT ² G.P.H.	I = B = R OIL BURNER INPUT ² MBH	D.O.E. HEATING CAPACITY MBH	I = B = R NET RATINGS ³ WATER MBH	NOZZLE FURNISHED 140 PSI ⁴	A.F.U.E. RATING
* SFH-365W	.65	91	79	68.7	.60 80°B	86.0
SFH-3100W	1.00	140	117	102	.85 80°B	81.0
* SFH-4100W	1.00	140	120	104	.85 80°B	86.0
SFH-3125W†	1.25	175	144	125	1.10 60°B	80.0
SFH-4125W	1.25	175	149	130	1.10 80°B	82.5
* SFH-5125W	1.25	175	151	131	1.10 80°B	86.0
SFH-4150W	1.50	210	175	152	1.25 80°B	81.0
* SFH-6150W	1.50	210	181	157	1.25 80°B	86.0
SFH-5175W	1.75	245	206	179	1.50 80°B H	81.5
SFH-5200W	2.00	280	231	210	1.75 70°B H	81.0
SFH-6225W	2.25	315	254	221	2.00 45°B	—
SFH-7275W	2.75	385	307	267.1	2.25 60°B	—
* SW3W†	.65	91	79	68.7	.60 45°B	86.0
* SW4W†	1.00	140	120	104	.85 45°B	86.0
* SW5W†	1.25	175	150	130	1.10 45°B	86.0

*Indicates an ENERGY STAR® product. **Note:** Nozzles with an H designation are Hago brand, all others are Delevan. †Beckett AFII Burner used.

SW VENTING SPECIFICATIONS

MODEL NO.	MIN. VENT RUN*	MAX VENT RUN*	FLUE SIZE DIA.
SW3	2 FT.	10 FT.	4 IN.
SW4	2 FT.	10 FT.	4 IN.
SW5	2 FT.	10 FT.	4 IN.

*Units include termination fresh air kit and 10' of vent pipe.



NOTES:

1. Add suffix "T" to denote boiler with tankless heater.
2. I = B = R burner capacity is based on an oil heating value of 140,000 Btu/gal. and with 13% CO₂.
3. Net ratings based on 170° temperature in radiators and include 15% allowance for normal piping and pick-up load. Consult manufacturer for unusual piping and pick-up requirements. All ratings subject to verification.
4. For equivalent square feet of radiation, divide I=B=R output by 150.
5. 120 Volts, 15 Amps, & 60Hz are required to operate this unit.
6. The MEA number for the SFH-W series is 182-86E.

STANDARD EQUIPMENT SFH & SW: Cast Iron Boiler, Flush Jacket, Swing-Out Burner Door, Clean Cut AFG Beckett Oil Burner, Target Wall/Liner, Circulator—1/4", ASME Relief Valve, Thermostat Gauge, Drain Valve, Wiring Harness, Plastic Cover, Supply Tapping (Qty. 1) 2", Return Tapping (Qty. 1)—1/2", High Limit and Circulator Control, Primary Control, Burner Electrical Disconnect. For Tankless Heater Units: Add Tankless Hot Water Coil and Triple Aquastat Relay. **Additional Standard Equipment SW:** Clean Cut AF II Beckett Oil Burner, Pre & Post Purge Control, Vent Termination Kit (includes 10' Stainless Steel Double Wall Insulated Flex Pipe, Concentric Termination, Air Proving Pressure Switch). Note: Air tight silicone seal between sections in addition to braided fiberglass rope seal. For Tankless Heater Units: Add Tankless Heater and Triple Aquastat Relay. (Specifications and dimensions are subject to change without notice.) MEA# 182-86E

DIMENSIONS

BOILER MODEL NO.	A LENGTH OF FLUSH JACKET	B FRONT OF CASING TO C/L OF FLUE OUTLET	C DIAMETER OF FLUE OUTLET	D FRONT OF JACKET TO FLUE	E LENGTH OF JACKET	F COIL TAPPING
SFH-3	17 7/8	11 1/4	6	6 1/16	13	1/2
SFH-4	21 1/2	12 5/8	6	8 3/16	16 5/8	3/4
SFH-5	25 1/2	14 1/4	7	9 13/16	20 1/4	3/4
SFH-6	29 1/4	15 15/16	8	8 5/16	23 7/8	3/4
SFH-7	32 7/8	17 15/16	8	8 5/16	27 1/2	3/4
SW3	17 7/8	11 1/4	4	8 5/16	13	—
SW4	21 1/2	12 5/8	4	8 3/16	16 5/8	—
SW5	25 1/2	14 1/4	4	9 13/16	20 1/4	—

TANKLESS WATER HEATER CAPACITIES


BOILER MODEL NO.	TANKLESS HEATER NO.	TANKLESS HEATER CAPACITY INTERMITTENT DRAW (G.P.M.) ⁵	BOILER WATER CONTENT (GALS.)
SFH-365	T3	Available On Request	10.5
SFH-3100	T3	3.25	10.5
SFH-4100	T4	3.25	13.5
SFH-3125	T3	3.75	10.5
SFH-4125	T4	3.75	13.5
SFH-5125	T4	3.75	16.5
SFH-4150	T4	4.0	13.5
SFH-6150	T4	4.0	19.5
SFH-5175	T4	4.25	16.5
SFH-5200	T4	5.5	16.5
SFH-6225	T4	5.75	19.5
SFH-7275	T4	6.0	22.5
SW3	P3	Available On Request	10.5
SW4	T4	3.25	13.5
SW5	T4	3.75	16.5

YOUR ASSURANCE OF QUALITY

Utica Boilers products are designed, tested, and assembled to ensure that you receive the very best in home heating comfort, and value. Each product meets or exceeds all recognized safety, performance and efficiency standards.



USA Homeowner Assistance:
866-847-6656



An ECR International Brand

P.O. Box 4729 • Utica, New York 13504
Tel. 315-797-1310 • Fax 866-432-7329
Web Site: www.utica boilers.com
E-mail: sales@utica boilers.com

An ISO 9001-2000 Certified Company



For more information on Utica Boilers heating products contact your local distributor or call Utica Boilers Customer Service Department at 1-800-325-5479.