



There Are Some Things You Can Always Depend On...



SSC

96% AFUE Residential Gas Modulating Condensing Boiler



and, At **Utica Boilers**, We Believe Our B

It's no accident that Utica Boilers has been in business since 1928. We have been providing innovative, efficient and affordable home heating solutions for over 80 years.

Dependability is simply part of our heritage.

The new Utica SSC "Stainless Steel Condensing" boiler continues that proud tradition. The SSC features our own original stainless steel condensing heat exchanger design. This revolutionary 316L/444 stainless steel fin tube design is the perfect example of the American ingenuity and resourcefulness that define Utica Boilers. We actively strive to incorporate design elements that ultimately mean better value to the consumer both today and over time. That's because your home heating system is more than just a one-time investment. Home heating really goes beyond the initial cost of the system. Your boiler selection impacts the family budget every time you get a utility bill. Efficiency, ease of maintenance and longevity are key. No one wants to be caught off guard by a runaway home heating bill or costly maintenance and repairs.



"With an old, inefficient boiler you could be throwing away up to 30% of the money you spend on fuel each year."

An older, lower efficiency heating system can have an annual fuel utilization efficiency (AFUE) of 70%. That means 70% of the energy in the fuel you buy becomes heat for the home and the other 30% escapes up the chimney and elsewhere. You wouldn't throw away a third of the groceries you put in your cart each week, so why continue to waste money on fuel.

The new SSC features an EnergyStar Rated 96% AFUE. Just add up the savings:

- 96% AFUE**
- Sealed Combustion**
- *Built-in Outdoor Temperature Reset**

(*A factory standard Outdoor Temperature Reset adjusts water supply temperature for best possible fuel economy based on actual seasonal conditions.)

The increased efficiency of the SSC could save you up to 40% on your heating bill each year.

If you pay \$1,800 annually to heat your home, you could save as much as \$720 per year.

That's \$3,600 over 5 years![†]

[†](Individual savings may vary).

It's not just about efficiency either.

The SSC's original design incorporates easy maintenance, durability and safety to make the most of your home heating investment. The self cleaning heat exchanger features wide smooth waterways that help remove hard water deposits and prevent scaling. A corrosion resistant CPVC flue collector adds to the longevity of the boiler. The SSC's sealed housing reduces noise for quiet comfort in any living space. Since most municipal codes require heating systems to incorporate a Low Water Cut Off (LWCO) to guard against unsafe operation, the Utica SSC features a built-in LWCO.

Utica Boilers actively hold our products to a high standard of quality and stands behind them.


Each SSC boiler produced is subjected to a rigorous set of quality control checks before it leaves our factory. Utica Boilers checks all of the electrical, plumbing, pressure vessel and combustion set up parameters prior to approving an SSC for shipment. We even include the final computer generated results for your professional contractor to reference while completing your installation. Every Utica SSC Boiler is backed by a **15 year limited manufacturer's heat exchanger warranty, and the availability of optional Comfort Plus Parts & Labor Extended Warranties** ensure you peace of mind for years to come.



Boiler Should Be One Of Those Things.




Factory wired and installed, probe-type low water cut off with test button.



Corrosion resistant CPVC flue collector.

Built in primary/secondary piping with pump.




Simplified electrical connections with removable terminal block.

Top Connections



Bottom Connections



Replacement ready with 1-1/4" piping connections and low pressure drop - no high head pump required.



Jacket slides on and off for quick access.



Control features simple text display, outdoor reset, priority domestic hot water and integrated multiple boiler control capability for up to 16 boiler modules. Can be remotely mounted with standard thermostat conductor wiring.



Original 316L/444 stainless steel fin tube heat exchanger.

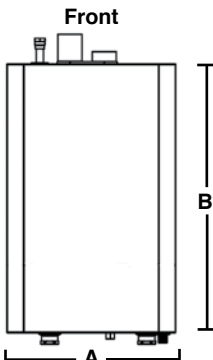

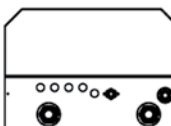
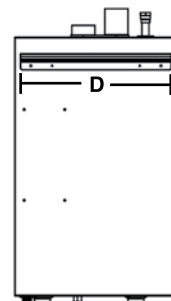





Integral Condensate Trap.



Wall mount bracket included



Utica SSC Natural or Propane Gas-Fired Modulating Condensing Hot Water Boiler

| Dimensions/Weights | Model | Boiler Input Rate (MBH) ⁽¹⁾ | | Heating Capacity (MBH) ⁽¹⁾⁽²⁾ | Net I=B=R Rating, Water (MBH) ^{(1) (3)} | AFUE % ⁽²⁾ | | |
|--|--|---|---|--|--|-----------------------|---------------|-------------------|
| | | Max. | Min. | | | | | |
|  | UBSSC-050 | 50 | 10 | 46 | 40 | 96.0 | | |
| | UBSSC-075 | 75 | 15 | 69 | 60 | 96.0 | | |
| | UBSSC-100 | 100 | 20 | 91 | 79 | 96.0 | | |
| | UBSSC-150 | 150 | 30 | 139 | 121 | 96.0 | | |
| | UBSSC-200 | 200 | 40 | 185 | 161 | 96.0 | | |
| (1) 1000 Btu/hr (British Thermal Units Per Hour) | | | | | | | | |
| (2) Heating Capacity and AFUE (Annual Fuel Utilization Efficiency) are based on DOE (Department of Energy) test procedures. | | | | | | | | |
| (3) Net I=B=R Ratings based on piping and pickup allowance of 1.15. Contact Technical Support before selecting boiler for installations having unusual piping and pickup requirements, such as intermittent system operation, extensive piping systems, etc. | | | | | | | | |
| General Information (See Installation, Operation and Maintenance Manual for complete instructions) | | | | | | | | |
|    | Clearances (4) Required distances measured from boiler. (5) Service, proper operation clearance recommendation. | Top | Combustible Materials (Required) ⁽⁴⁾ | | Service ⁽⁵⁾ | | | |
| | | Left Side | 0" (0 cm) | | 14" (36 cm) | | | |
| | | Right Side | 0" (0 cm) | | 0" (0 cm) | | | |
| | | Front | 0" (0 cm) | | 6" (16 cm) | | | |
| | | Back | 0" (0 cm) | | 0" (0 cm) | | | |
| | | Bottom | 0" (0 cm) | | 12" (32 cm) | | | |
| | | Combustion Air/Vent Piping | 0" (0 cm) | | 6" (16 cm) | | | |
| | | Hot Water Piping | 1/2" (1.3 cm) | | 6" (16 cm) | | | |
| Combustion Air & Vent Pipe Equivalent Length (Schedule 40 PVC) | Min. Length | 2" Pipe 050 | 2" Pipe 075/100 | 3" Pipe 075/100 | 3" Pipe 150/200 | | | |
| | | 6 Ft. (1.8 m) | 6 Ft. (1.8 m) | 6 Ft. (1.8 m) | 6 Ft. (1.8 m) | | | |
| | Max. Length | 100 Ft. (30.5 m) | 50 Ft. (15.2 m) | 100 Ft. (30.5 m) | 100 Ft. (30.5 m) | | | |
| | Notes: 1 - 90° Elbow = 5 Ft. (1.6 m), 1 - 45° Elbow = 3.5 Ft. (1.1 m), 1 - 2" x 3" Adapter = 0 Ft. (0 m), Concentric Vent Kit = 5 Ft. (1.6 m) equivalent length. | | | | | | | |
| Connections | Return/Supply Water | Gas In | Condensate Drain | | | | | |
| 050/075/100 | 1-1/4" NPT | 1/2" NPT | 3/4" NPT | | | | | |
| 150/200 | 1-1/4" NPT | 3/4" NPT | 3/4" NPT | | | | | |
| Electrical | 120 Volts AC, 60 hertz, 1 phase, Less than 12 amps (15 amp circuit recommended) | | | | | | | |
| Water Content | 050/075/100 - 1.1 Gallons, 150/200 - 1.8 Gallons | | | | | | | |
| Dimensions | Standard Equipment Mounting Wall: Wall Bracket included. Boiler Control Module: Automatic Low Voltage/Intermittent Power Reset. Controls up to 16 boilers for multiple boiler applications. User Display interface: Easy programming with text display. Remote mount option utilizes standard thermostat conductor wiring. Outdoor Temperature Sensor included. Heat Exchanger: High grade 316L/444 Stainless Steel Fin Coil with Flame Sight Glass. Built-in Primary/Secondary Manifold Piping and Pump. Combustion: Gas Valve with Premix Venturi and Blower, Durable Stainless Steel Mesh Modulating Burner with 5:1 turn down ratio, Direct Spark Igniter, Flame Sensor and LP Conversion Kit included. Electrical: Detachable Low Voltage Terminal Strip, High Voltage Junction Box and Transformer. Other: Factory installed probe-type Low Water Cut Off with test feature, 30 PSI Safety Relief Valve, Boiler Drain Valve and Condensate Drain with built in trap. | | | | | | | |
| | | | | | | | Models | 050 075 100 |
| Width (A) | | | | | | | 20" 508 mm | 23" 584 mm |
| Height (B) | | | | | | | 31" 787 mm | 42" 1092 mm |
| Depth (C) | | | | | | | 14" 356 mm | 16" 406 mm |
| Bracket (D) | 28" 711 mm | 40" 1016 mm | | | | | | |
| Weights | | Options Central Heating Pump (Taco 007 or Grundfos UP15-42F), Concentric Vent Kit (2" and 3"), System Sensor (For Multiple Boiler Applications), Computer Interface | | | | | | |
| Ship Wgt. | 111 lbs. 50 kg | | | | | ~ 182 lbs. 83 kg | | |
| Boiler Wgt. | 91 lbs. 41 kg | | | | | ~ 157 lbs. 71 kg | | |
| Certifications | |      | | | | | | |

PN 240008985 Rev. 5/11

Contractor Assistance: 800.325.5479



P.O. Box 4729
 Utica, New York 13504
 tel: 315.797.1310 • fax: 315.797.3762
 www.uticaboilers.com

